



STANDARD FEATURES

Solid timber frame using renewable hardwood

Steel sprung suspension

SEAT CUSHION
UPHOLSTERY

Comfort Support
Fabric fully upholstered


BACK CUSHION
SCATTER

Feather fibre
Oblong, 1 x seat cushion 3 str / lg chaise
Oblong, 1 x seat cushion 3.5 str / 2.5 str / med chaise

FEET

Black nickel metal leg

SIDE VIEW



Seat Height

39

Seat Depth

65

Back Height

72

Arm Height


59

Leg Height

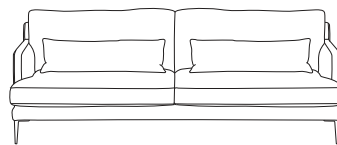
15

Scatter Size


DIMENSIONS - FRONT VIEW




3.5 Seater
256 x 99x 85



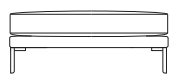
3 Seater
208 x 99 x 85



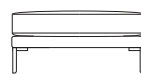
2.5 Seater
178 x 99x 85



Chair
87x 99x 85

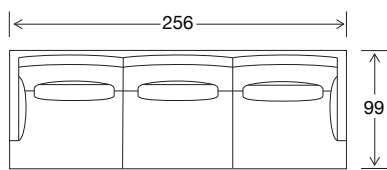


Ottoman Large
104 x 104 x 39

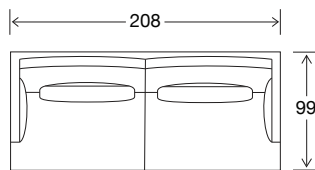


Ottoman Medium
89 x 89 x 39

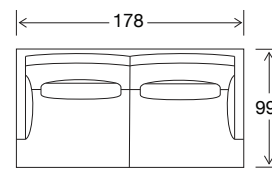
DIMENSIONS - TOP VIEW



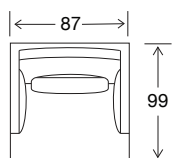
3.5 Seater



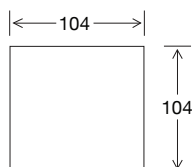
3 Seater



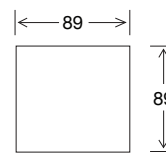
2.5 Seater



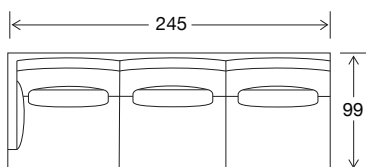
Chair



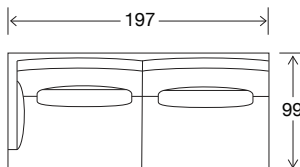
Ottoman Large



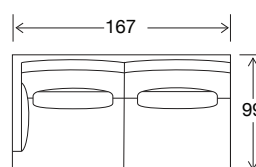
Ottoman Medium



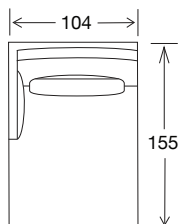
3.5 Seater 1 Arm LF/RF



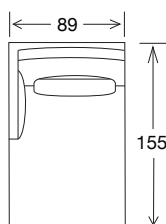
3 Seater 1 Arm LF/RF



2.5 Seater 1 Arm LF/RF



Large Chaise LF/RF



Medium Chaise LF/RF

EXAMPLE CONFIGURATIONS

